



Australian Government
Productivity Commission

Closing the Gap Information Repository

July 2025 Dashboard update

2025 Annual Data Compilation Report

Public Webinar

Selwyn Button, Commissioner

Sarah Leary, Assistant Commissioner



Acknowledgement of Country

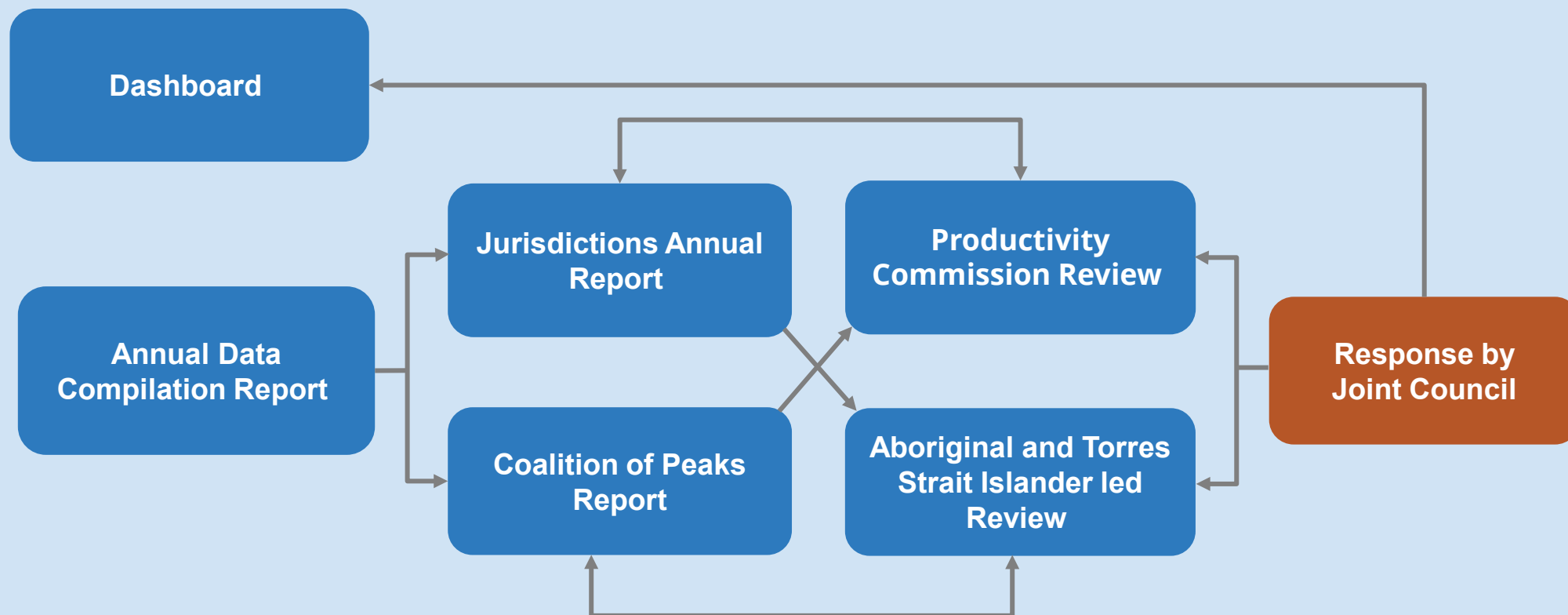
Presentation outline

- 1. Our role**
- 2. 2025 ADCR & July dashboard updates**
- 3. Overview of progress**
- 4. Considering context**
- 5. Dashboard demonstration**
- 6. Future considerations**

Our role

The Commission has important accountability roles under the National Agreement

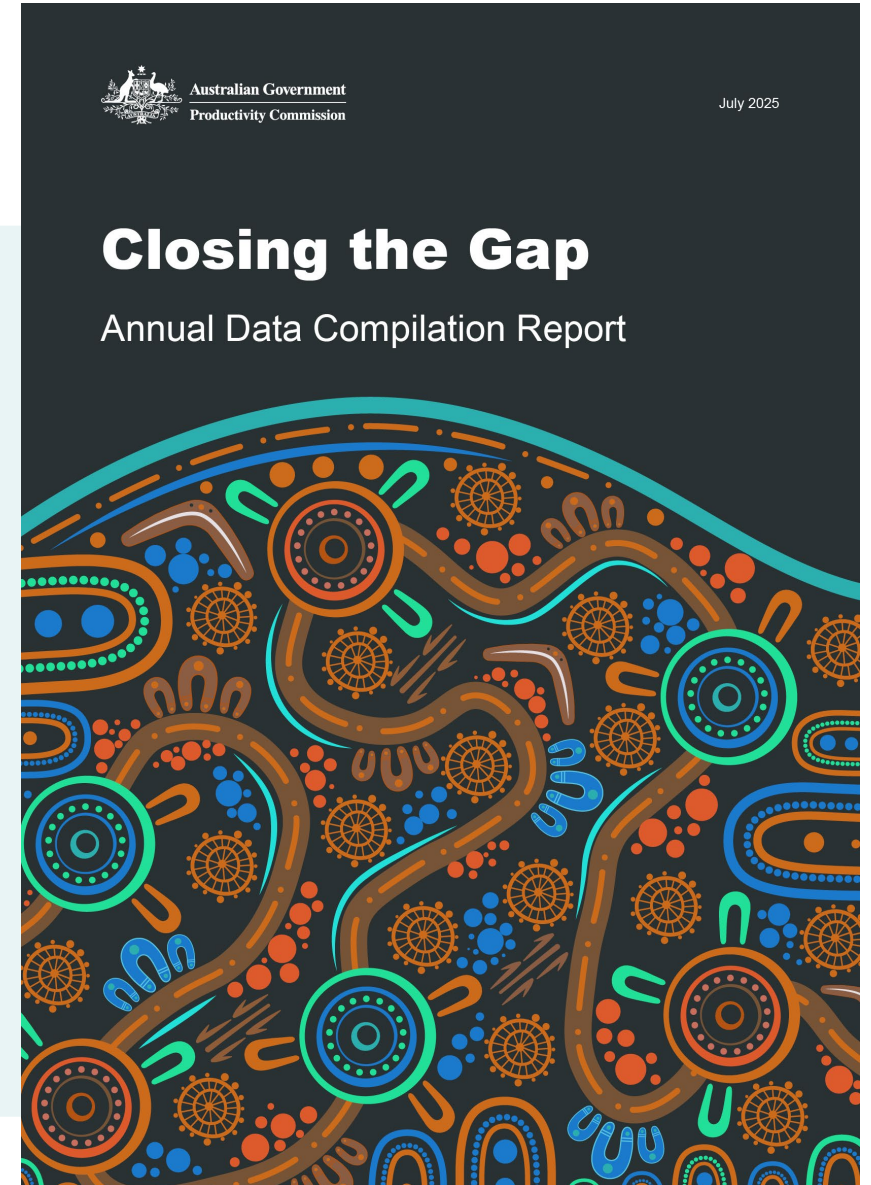
PUBLIC ACCOUNTABILITY FRAMEWORK (SECTION 9)



2025 ADCR and July dashboard updates

2025 ADCR

- Fifth report in the series
- Thematic and strengths-based reporting
- Analysis that looks beyond the headlines
- More on the data landscape
- State and territory progress
- Snapshots of themes
- Update on Closing the Gap Reviews
- Priority Reform milestone



Indigenous story-telling through the data

When it comes to the histories of Aboriginal and Torres Strait Islander people, it is data that tells our stories on a grand scale. Each statistic or number in a data report can be traced back to a person – an individual star – who happened to be asked or chose to share their story with others.

- Dr Scott Avery



The July 2025 dashboard includes new updates



Historical and ongoing context

- target 8: economic participation

Revised population rates:

- target 3: preschool enrolment

A new year of data:

- target 3: preschool enrolment
- target 4: early child development

Legend
Data availability and latest assessments of progress, at July 2025[^]

✓ Good improvement and on track	⚙ Improvement but not on track
← Worsening, not on track	▤ No change from the baseline
●● No assessment available	

New disaggregations for:

- target 17: digital inclusion

New material:

- 12 new supporting indicators

Overview of progress

The information repository continues to report mixed progress

Fifteen socio-economic targets with data available to assess progress



4 targets show good improvement and are on track



6 targets show improvement but are not on track



1 target has no change from the baseline



4 targets are worsening



4 targets cannot be assessed

Outcomes vary by theme

Health, Wellbeing and development



CtG1:

71.9 years for males **75.6 years for females**
is the life expectancy of people born in 2020–2022



CtG2:

89.2%
of babies were born with a healthy birthweight in 2022



CtG14:

30.8 per 100,000
deaths due to suicide in 2023



CtG4:

33.9%
of children commencing school were developmentally on track in 2024

Families and kin



CtG12:

50.3 per 1,000
children were in out-of-home care in 2024



CtG13:

8.4%
of females experienced harm
No new data since baseline

Education and training



CtG3:

94.2%
Of children were enrolled in preschool in 2024



CtG5:

68.1%
of 20–24 year olds with year 12 or equivalent in 2021



CtG6:

47.0%
of 25–34 year olds with certificate III or above in 2021



CtG7:

58.0%
of 15–24 year olds fully engaged in employment, education or training in 2021

Legend



Good improvement and on track



Improvement but not on track



Worsening, not on track

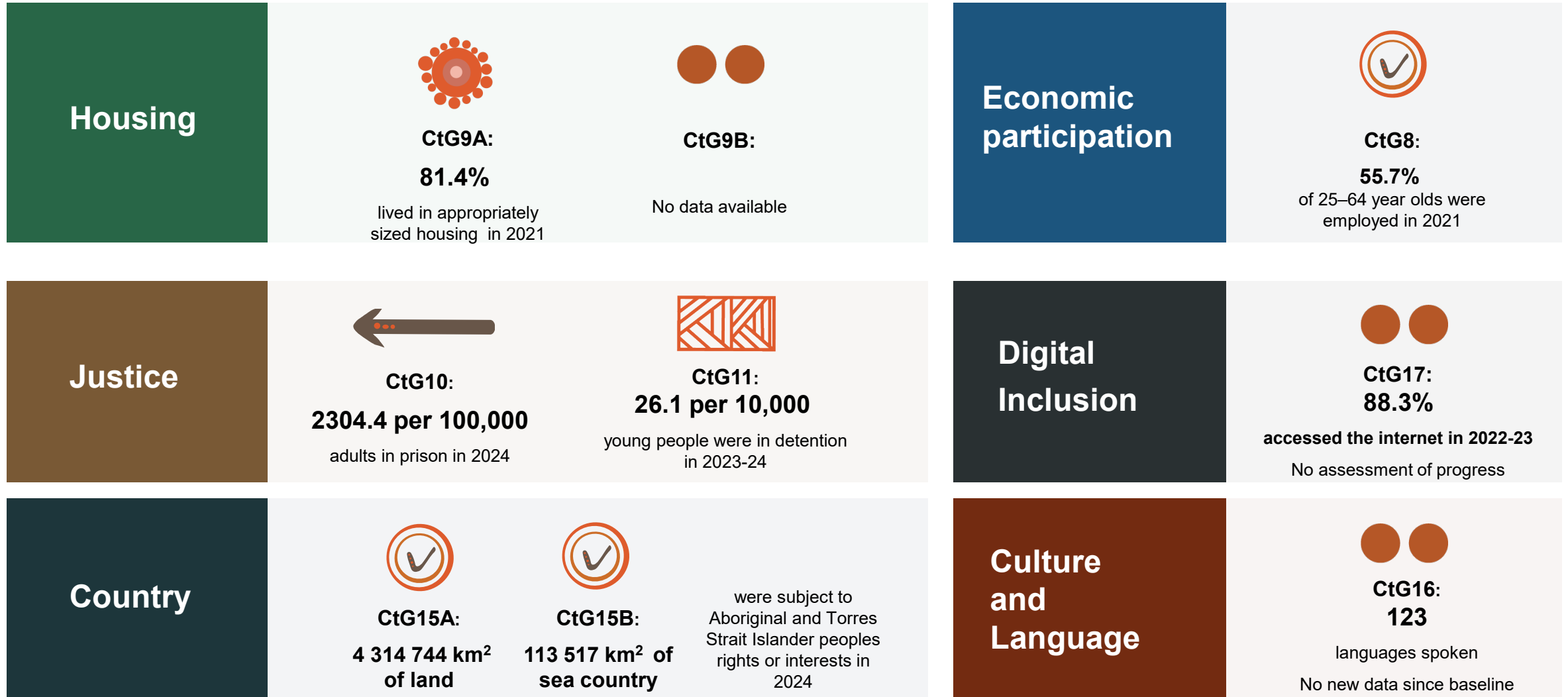


No change from the baseline



No assessment available

Outcomes vary by theme (2)



Legend



Good improvement and on track



Improvement but not on track



Worsening, not on track



No change from the baseline



No assessment available

Improvement for many States and Territories for most targets*

Target	NSW	Vic	Qld	WA	SA	Tas	ACT	NT	Aust
SEO 1 - males	→	..	→	→	→	•
SEO 1 - females	→	..	→	→	←	•
SEO 2	■	→	→	←	→	→	→	←	•
SEO 3	→	→	→	→	→	→	→	←	✓
SEO 4	←	→	→	←	■	←	←	←	←
SEO 5	→	→	→	→	→	→	→	→	•
SEO 6	→	→	→	→	→	→	→	→	•
SEO 7	→	→	→	→	←	→	→	←	•
SEO 8	→	→	→	→	→	→	→	←	✓
SEO 9A	→	→	→	→	→	←	←	→	•
SEO 9B
SEO 10	←	→	←	←	←	←	■	←	←
SEO 11	■	→	←	→	→	■	←	←	■
SEO 12	→	←	←	■	←	←	→	→	←
SEO 13
SEO 14	←
SEO 15A	→	→	→	→	→	■	■	→	✓
SEO 15B ^a	■	→	→	→	→	■	..	→	✓
SEO 16
SEO 17

* There are no State and Territory targets established in the National Agreement

The table highlights areas where jurisdictions have shown:

- improvement
- ← worsening
- no change

Although outcomes against the adult imprisonment, youth justice and out-of-home care are of concern

Target	NSW	Vic	Qld	WA	SA	Tas	ACT	NT	Aust
SEO 1 - males	→	..	→	→	→	•
SEO 1 - females	→	..	→	→	←	•
SEO 2	■	→	→	←	→	→	→	←	•
SEO 3	→	→	→	→	→	→	→	←	✓
SEO 4	←	→	→	←	■	←	←	←	←
SEO 5	→	→	→	→	→	→	→	→	•
SEO 6	→	→	→	→	→	→	→	→	•
SEO 7	→	→	→	→	←	→	→	←	•
SEO 8	→	→	→	→	→	→	→	←	✓
SEO 9A	→	→	→	→	→	←	←	→	•
SEO 9B
SEO 10	←	→	←	←	←	←	←	■	←
SEO 11	■	→	←	→	→	→	■	←	←
SEO 12	→	←	←	■	←	←	←	→	→
SEO 14	←
SEO 15A	→	→	→	→	→	■	■	→	✓
SEO 15B ^a	■	→	→	→	→	■	..	→	✓
SEO 16
SEO 17



Considering context

Outcomes are not the same for all Aboriginal and Torres Strait Islander people

- Poorer outcomes for people living in more remote areas
- Some improvement across all socio-economic areas of disadvantage
- Mixed outcomes for young people
- Different outcomes for men and women
- Some improvement for people living with a disability



Analysis of the supporting indicators in the ADCR help to understand the drivers for change and context to the outcomes

Introduced to reporting in 2025

- **Supporting indicators (drivers)**

- Potentially avoidable mortality
- School attendance
- Caring responsibilities
- Prisoner legal status
- Unsentenced detention
- Self-harm hospitalisations
- Aboriginal and Torres Strait Islander language speakers
- Employed in media

- **Supporting indicators (contextual)**

- VET graduate outcomes
- Prisoner legal status
- OOHC Cultural support plans
- SHS assistance (with children)
- Connection to homelands



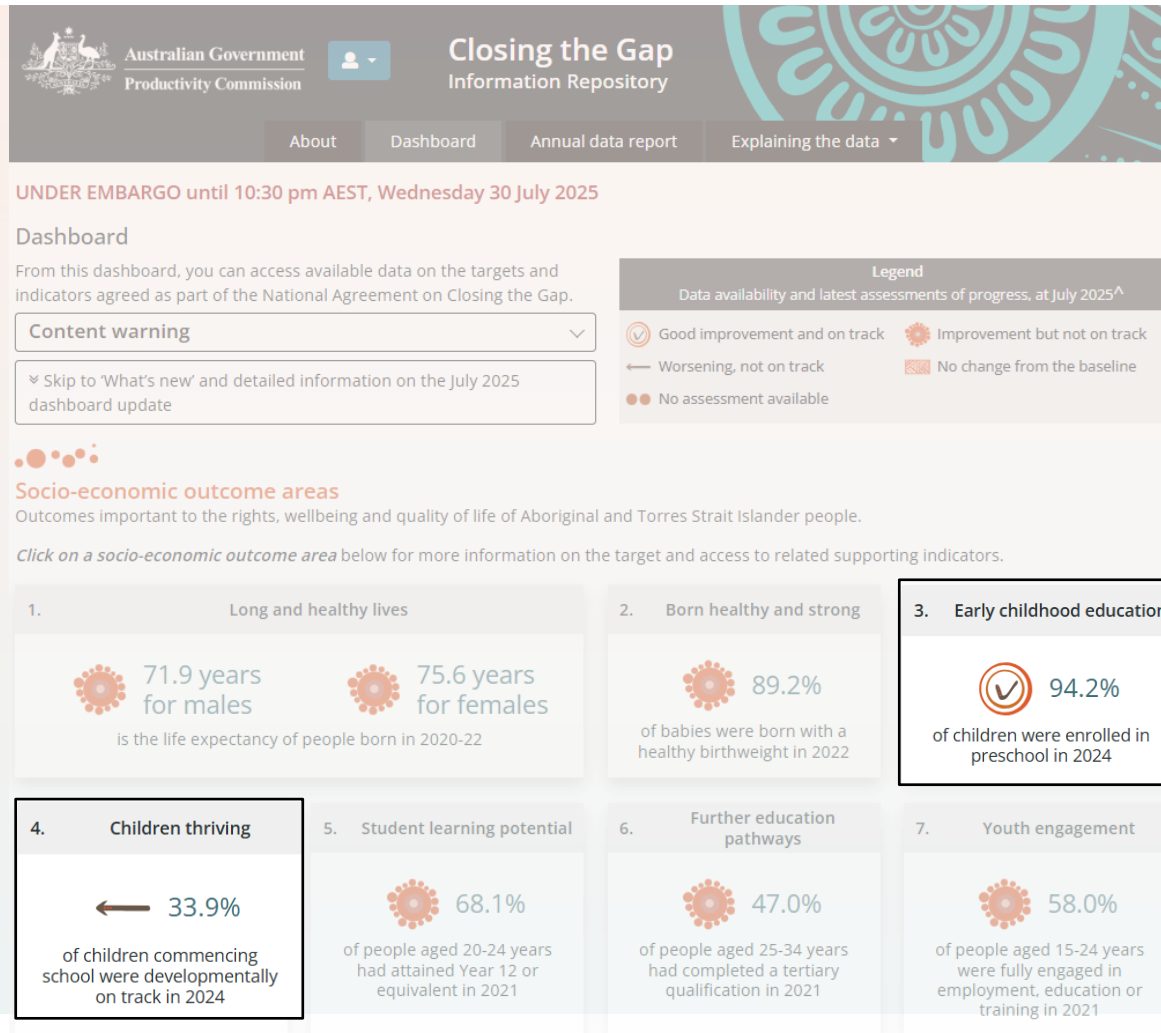
Beyond the headline - considering context

Historical and ongoing context

- Cultural and historical context included for socio-economic outcome area 8 (economic participation)
 - Economic activity can be in many forms
 - Has existed for tens of thousands of years
 - Provides independence and autonomy



What are the outcomes for Aboriginal and Torres Strait Islander young children?



Dashboard | Closing the Gap Information Repository - Productivity Commission (pc.gov.au)

Future considerations

The work is ongoing to report all the data specified in the Agreement for the CtG information repository

- There is no data to assess progress on the Priority Reforms
- We do not have an assessment of progress for four socio-economic targets
- Many targets have only been assessed once
- The dashboard reports on 54 of the 164 supporting indicators
- 150 data development items
- 2026 reporting - targets and supporting indicators with annual data



The outcomes reported highlight the ongoing need for the implementation of the National Agreement

- Independent Aboriginal and Torres Strait Islander-led review
 - 12 Key Findings
 - 9 Recommendations
- The PC will release case studies of transformative action aligned with Priority Reform 3 starting in September
- Terms of reference for the second PC review are expected by early 2026



Thank you

Thanks to our participants for their support in reviewing and engaging in the drafting of the dashboard and population rates transition.

Further queries?

Please contact us ctg.data@pc.gov.au

pc.gov.au/closing-the-gap-data

