



Australian Government  
Productivity Commission

# A LOOK AT AUSTRALIA'S TRADE AND INDUSTRY ASSISTANCE IN 2020-21



**\$8.5b**

IN NATIONAL BUDGET SPENDING


This is the Federal Government money that is spent in a financial year, not just promised to be spent.



**\$7.4b**

IN TAX CONCESSIONS

These are reductions made by government in the amount of tax some pay, such as on businesses, families, or charities.



**\$0.35b**


IN TARIFF ASSISTANCE

Raises the cost of imports and of import-competing goods by \$0.35 billion. Protects a limited number of local businesses by discouraging competition from imports.



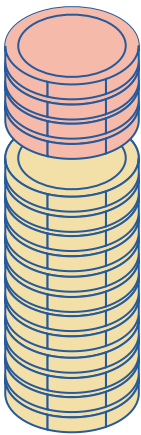
ASSISTANCE OR JUST A NUISANCE?

Now, tariffs provide little assistance. The compliance and administrative costs of the tariff system increases costs for Australian businesses and households.




**\$16b**

received by industry in assistance.



**\$4b**

increase from 2019-20.




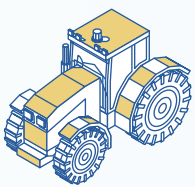
Excluding the **\$90b** in COVID-19 measures.

Compare the **assistance** and **value added** to the economy

PRIMARY PRODUCTION SECTOR

**\$2.1b**


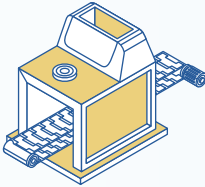
in net assistance



MANUFACTURING SECTOR

**\$2.8b**

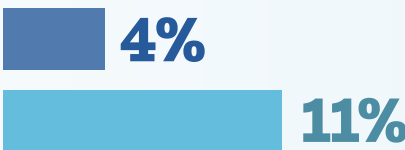
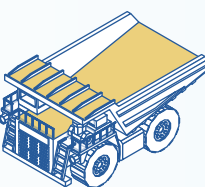
in net assistance



MINING SECTOR

**\$476m**

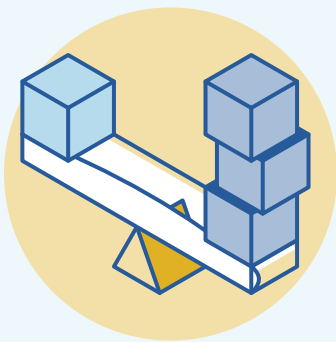

in net assistance



SERVICES SECTOR

**\$6.6b**

in net assistance



Primary production and manufacturing industries received the most **assistance** relative to their **contribution** to the economy.

INDUSTRY ASSISTANCE  
VALUE ADDED

“ The task now is to make sure every dollar of assistance is **efficient, effective** and remains **absolutely necessary** ... ”

– Alex Robson, Deputy Chair

Learn more at [pc.gov.au/TAR](https://www.pc.gov.au/TAR)